

TORRICELLI

arand. / ped. / sob.


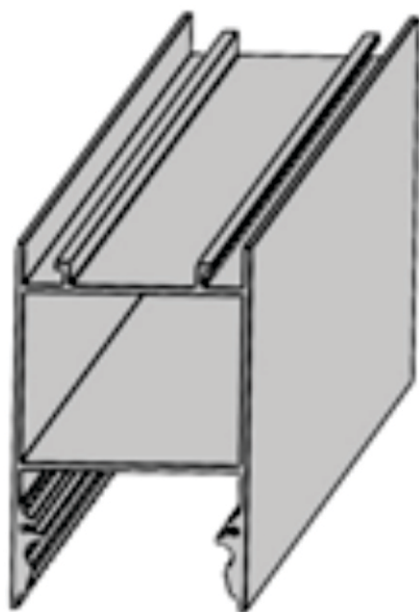


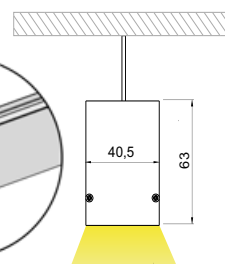
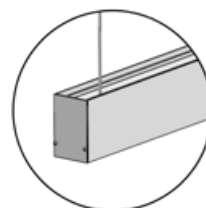
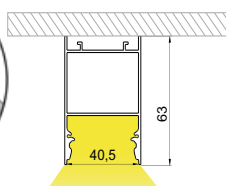
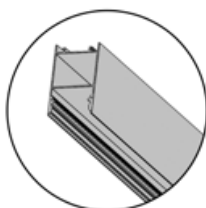
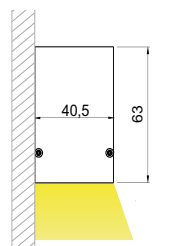
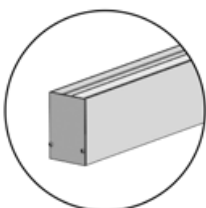
Imagem meramente ilustrativa • Reservamos o direito de possíveis alterações sem prévio aviso.



USO INTERNO
OU EXTERNO



Dimensões em mm



CATEGORIA

Arandela, Sobrepor ou Pendente

MATERIAL

Alumínio extrudado com difusor em acrílico leitoso.

ACABAMENTO

Pintura eletrostática a pó,
Pintura automotiva e Metalização.

CORES

Sob consulta.

COMPRIMENTO

Aquisição do perfil sob medida solicitada.

PERFIL SEM FITA LED

CÓDIGO	CATEGORIA	MEDIDAS
ARA-TRO-S	Arandela	L 40,5 x A 63 mm
SL-SB-TOR-S	Sobrepor	L 40,5 x A 63 mm
SL-PDT-TOR-S	Pendente	L 40,5 x A 63 mm

FITA LED

POTÊNCIA	LUMENS / M	TEMPERATURA DE COR (KELVIN)	IP	IRC	LEDS / W	SDMC
5W	500 lm/m	2700 / 3000 / 4000 / 5000 / RGB	20/65	>90	120	≤3 Steps
10W	1000 lm/m	2400 / 2700 / 3000 / 4000 / 5000 / RGB	20/65	>90	120	≤3 Steps
16W	2000 lm/m	2700 / 3000 / 4000 / 5000 / RGB	20/65	>90	160	≤3 Steps

PLACA DE LED LINEAR

POTÊNCIA	LUMENS / 56cm	TEMPERATURA DE COR (KELVIN)	IP	IRC	LEDS / W	SDMC
12W	2000 lm/m	3000 / 4000	20	>90	72	≤3 Steps
24W	4000 lm/m	3000 / 4000	20	>90	72	≤3 Steps