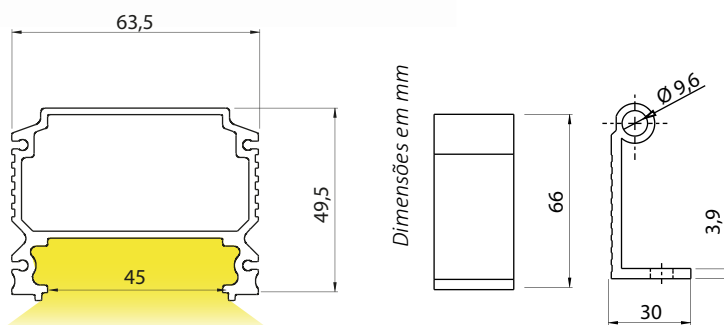
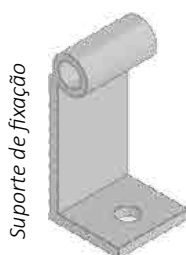



## POWER BATTEN

### SOBREPOR



Imagem meramente ilustrativa



#### MATERIAL

Alumínio extrudado com difusor em acrílico transparente e lentes monocromáticas

#### ACABAMENTO

Pintura eletrostática a pó

#### CORES:

- Branco texturizado
- Prata texturizado
- Preto texturizado

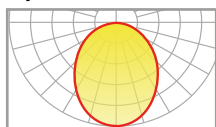


Outras configurações disponíveis sob consulta

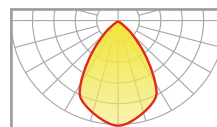
#### Ângulo de abertura

30° / 40° / 60° / 90° / Assimétrico / Simétrico

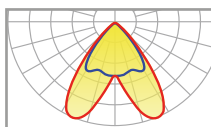
Difuso 90°



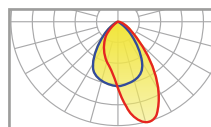
Standard 60°



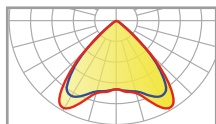
Simétrico



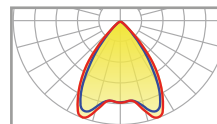
Assimétrico



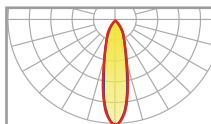
Extra aberto 90°



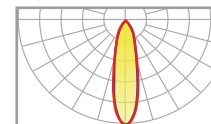
Aberto 60°



Fechado 30°



Elíptica 40°



Código	Fonte de luz	Potência	Fluxo luminoso	Eficiência	Temperatura de cor	IRC	IP	Tensão	Medidas
SL-SB-POB-LED19.2220V830	LED	19,2 W	3.220 lm	168 lm/W	3.000 K	>80	67	220 V	L 63,5 x A 49,5 x C 602 mm
SL-SB-POB-LED19.2220V840	LED	19,2 W	3.460 lm	180 lm/W	4.000 K	>80	67	220 V	L 63,5 x A 49,5 x C 602 mm
SL-SB-POB-LED19.2220V850	LED	19,2 W	3.500 lm	182 lm/W	5.000 K	>80	67	220 V	L 63,5 x A 49,5 x C 602 mm
SL-SB-POB-LED19.2220V865	LED	19,2 W	3.340 lm	174 lm/W	6.500 K	>80	67	220 V	L 63,5 x A 49,5 x C 602 mm
SL-SB-POB-LED39.8220V830	LED	39,8 W	6.440 lm	162 lm/W	3.000 K	>80	67	220 V	L 63,5 x A 49,5 x C 1.162 mm
SL-SB-POB-LED39.8220V840	LED	39,8 W	6.920 lm	174 lm/W	4.000 K	>80	67	220 V	L 63,5 x A 49,5 x C 1.162 mm
SL-SB-POB-LED39.8220V850	LED	39,8 W	7.000 lm	176 lm/W	5.000 K	>80	67	220 V	L 63,5 x A 49,5 x C 1.162 mm
SL-SB-POB-LED39.8220V865	LED	39,8 W	6.680 lm	168 lm/W	6.500 K	>80	67	220 V	L 63,5 x A 49,5 x C 1.162 mm