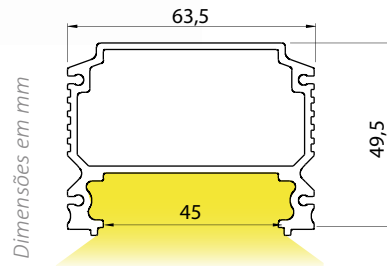



POWER BATTEN

EMBUTIR



Imagem meramente ilustrativa



MATERIAL

Alumínio extrudado com difusor em vidro e lentes monocromáticas

ACABAMENTO

Pintura eletrostática a pó

CORES:

- Branco texturizado
- Prata texturizado
- Preto texturizado



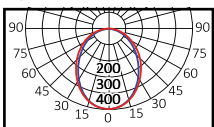
Outras configurações disponíveis sob consulta

Ângulo de abertura

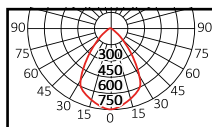
30° / 40° / 60° / 90° / Assimétrico / Simétrico

Código	Fonte de luz	Potência	Fluxo luminoso	Eficiência	Temperatura de cor	IRC	IP	Tensão	Medidas
SL-SB-POB-LED19.2220V830	LED	20 W	3.220 lm	161 lm/W	3.000 K	>80	67	220 V	L 63,5 x A 49,5 x C 578 mm
SL-SB-POB-LED19.2220V840	LED	20 W	3.460 lm	173 lm/W	4.000 K	>80	67	220 V	L 63,5 x A 49,5 x C 578 mm
SL-SB-POB-LED19.2220V850	LED	20 W	3.500 lm	175 lm/W	5.000 K	>80	67	220 V	L 63,5 x A 49,5 x C 578 mm
SL-SB-POB-LED19.2220V865	LED	20 W	3.340 lm	167 lm/W	6.500 K	>80	67	220 V	L 63,5 x A 49,5 x C 578 mm
SL-SB-POB-LED39.8220V830	LED	40 W	6.440 lm	161 lm/W	3.000 K	>80	67	220 V	L 63,5 x A 49,5 x C 1.138 mm
SL-SB-POB-LED39.8220V840	LED	40 W	6.920 lm	173 lm/W	4.000 K	>80	67	220 V	L 63,5 x A 49,5 x C 1.138 mm
SL-SB-POB-LED39.8220V850	LED	40 W	7.000 lm	175 lm/W	5.000 K	>80	67	220 V	L 63,5 x A 49,5 x C 1.138 mm
SL-SB-POB-LED39.8220V865	LED	40 W	6.680 lm	167 lm/W	6.500 K	>80	67	220 V	L 63,5 x A 49,5 x C 1.138 mm

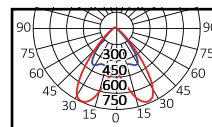
Difuso 90°



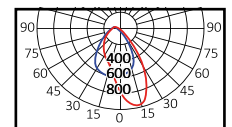
Standard 60°



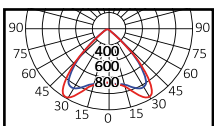
Simétrico



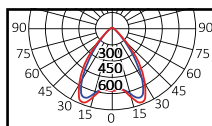
Assimétrico



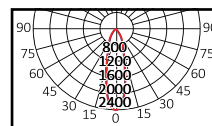
Extra aberto 90°



Aberto 60°



Fechado 30°



Elíptica 40°

